



District Report Card: 2017


State: Andhra Pradesh	District: Guntur
Class: 3	Subject: Mathematics
Schools: 59	Students: 828


Participation/Coverage


Students

<div>GENDER</div> <div></div>	Boys		Girls	
	Number	%	Number	%
	389	46.98	439	53.02

<div>AREA</div> <div></div>	Rural		Urban	
	Number	%	Number	%
	678	81.88	150	18.12

<div>CATEGORY</div> <div></div>	SC		ST		OBC		GEN	
	Number	%	Number	%	Number	%	Number	%
	283	34.18	98	11.84	335	40.46	112	13.53

<div>CWSN</div> <div></div>	LD	VI	HI	S&LD	ID	Oth
	2	2	0	4	1	4

<div>Management</div> <div></div>	Government		Government-aided	
	Number	%	Number	%
	674	81.40	154	18.60

Average Performance of Students in Mathematics (%)

Overall	Gender		Area		Management		Social Group			
	Male	Female	Rural	Urban	Govt.	Aided	SC	ST	OBC	GEN
74.91	74.91	74.91	76.02	69.91	74.55	76.49	75.76	75.65	73.37	76.73

Performance on Learning Outcomes (LOs)

Learning Outcomes	Description	Average Performance(%)
M301	Reads and writes numbers up to 999 using place value	73.34
M302	Compares numbers up to 999 based on their place values	85.63
M303	Solves simple daily life problems using addition and subtraction of three digit numbers with and without regrouping	74.75
M304	Constructs and uses the multiplication facts (up till 10) in daily life situations	72.64
M305	Analyses and applies an appropriate number operation in the situation/ context	71.26
M306	Explains the meaning of division facts by equal grouping/sharing and finds it by repeated subtraction	82.13
M309	Identifies and makes 2D-shapes by paper folding, paper cutting on the dot grid, using straight lines etc.	88.39
M311	Fills a given region leaving no gaps using a tile of a given shape	18.92
M312	Estimates and measures length and distance using standard units like centimeters or meters & identifies relationships	48.93
M317	Reads the time correctly to the hour using a clock/watch	81.64
M318	Extends patterns in simple shapes and numbers	70.66
M319	Records data using tally marks, represents pictorially and draws conclusions	89.37

Range of Performance of Students who Answered Correctly							
Below 30%		30% - 50%		50% - 75%		Above 75%	
Number	%	Number	%	Number	%	Number	%
40	4.83	71	8.57	253	30.56	464	56.04

Lowest Performing Learning Outcomes (LOs)

- 1 - Fills a given region leaving no gaps using a tile of a given shape (18.92)
- 2 - Estimates and measures length and distance using standard units like centimeters or meters & identifies relationships (48.93)
- 3 - Extends patterns in simple shapes and numbers (70.66)
- 4 - Analyses and applies an appropriate number operation in the situation/ context (71.26)
- 5 - Constructs and uses the multiplication facts (up till 10) in daily life situations (72.64)